

Health and Safety in the Workshop





Learning Objective

- To explain how to be safe in a workshop.

Success Criteria

- To identify some important safety rules to be followed when working in a design and technology workshop.
- To recall and identify safety and PPE symbols often seen in a workshop.
- To explain how to keep yourself and others safe in a workshop, particularly during practical activities.

Danger!

What's wrong with this picture?

Look at the image below and identify dangerous or hazardous situations in the workshop.



Danger! Answers

Throwing.

Cables/wires
loose.
No apron.

Running in the
workshop.

Fighting.

No apron.

No
goggles
whilst
using a
machine.

Looking away
from a machine.

Long hair
not tied
back.

Coats and
bags on
the
benches.




Safety in the Workshop – Why Is It Important?

What machines can you see in the workshop?
What potential dangers are there?

The workshop is an area where we use tools and equipment to manufacture a range of different products.
Some activities will involve wearing safety equipment and others include the use of potentially dangerous solvents and chemicals.

It is important we are all safe and responsible in order to protect students and staff at all times.



Safety Symbols – Personal Protection Equipment (PPE)



What are these symbols telling you?

Why do we have symbols instead of written instructions?

Safety Symbols – Personal Protection Equipment (PPE)



Ear defenders/
ear protection



Protective
gloves



Face protection



Eye protection




Dust mask/breathing mask

Symbols do not have a language – they are universal
so anyone can 'read' and understand them.

The Big Red Button

In the workshop, you will see a number of red buttons.

What do you think these are for?




The Big Red Button

How many stop buttons can you see in your workshop?

Can you see a pattern as to where they are positioned?

The
Emergency
Stop



Workshop Rules

From the symbols below, can you work out what the workshop rule would be?

Which rule is the most important?



Can you think of
other rules we
should follow in
the workshop?

Rank them in order of importance.



Workshop Situation

What can you see here?

Should you use this machine?

Why would you not use this machine?

When will you know it is safe to use?



Workshop Situation

What can you see here?

A bench drill.

Should you use this machine?

No

Why would you not use this machine?

The on/off switch has been masked off with hazard tape.

When will you know it is safe to use?

When the hazard tape is removed your teacher says its ok to use safely



Workshop Situation

Read the situations below. What should the teacher/student do?

1. You spot another student who is doing a practical activity with long hair that is not tied up.

Politely remind them to tie it up to make sure they are safe.




Workshop Situation

Read the scenarios below. What should the teacher/student do?

2. A blade snaps whilst using the fret saw.

Stop the machine, remove your work and tell you teacher.

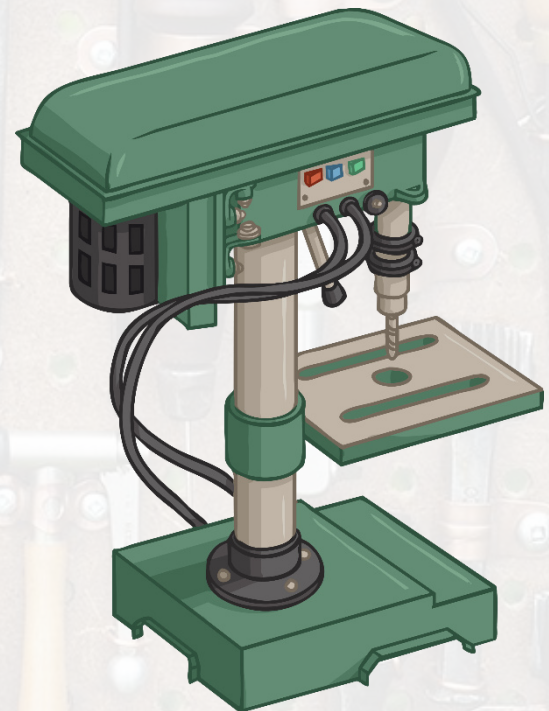


Workshop Scenario

Read the scenarios below. What should the teacher/student do?

3. Your teacher notices there is a crowd of people around a machine.

They may press the emergency stop to turn off the power and check no one is hurt. Remind students to not crowd a machine, only one person at a machine at a time unless instructed to do so.



Workshop Situation

Read the scenarios below. What should the teacher/student do?

4. You have left your bag and coat on the desk and the lesson has begun.

Remove them from your workspace and put them in the designated area.



Workshop Situation

Read the scenarios below. What should the teacher/student do?

5. You have started your practical activity without tying up your apron properly.

As soon as you realise, tie it up before you get reminded by someone.



Personal Protection Equipment Recall Quiz



a) Eye protection

b) Wear an apron

c) Ear defenders

Personal Protection Equipment Recall Quiz



a) Eye protection

b) Wear an apron

c) Face protection

Personal Protection Equipment Recall Quiz



a) Wear an apron

b) Wear protective gloves

c) Face protection

Personal Protection Equipment Recall Quiz



a) Dust mark

b) Wear an apron

c) Face protection